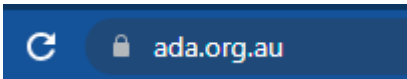
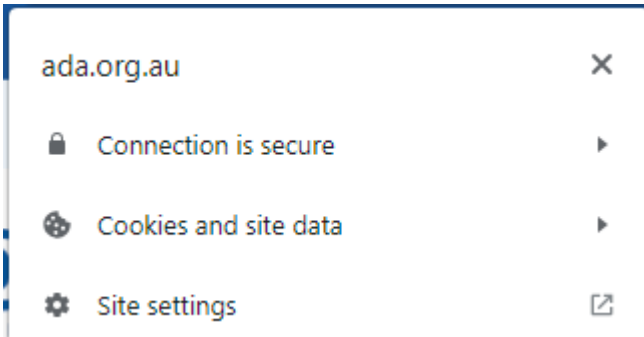


## Clearing of cookies and cache for a website if there's issues logging in to the new ADA website.

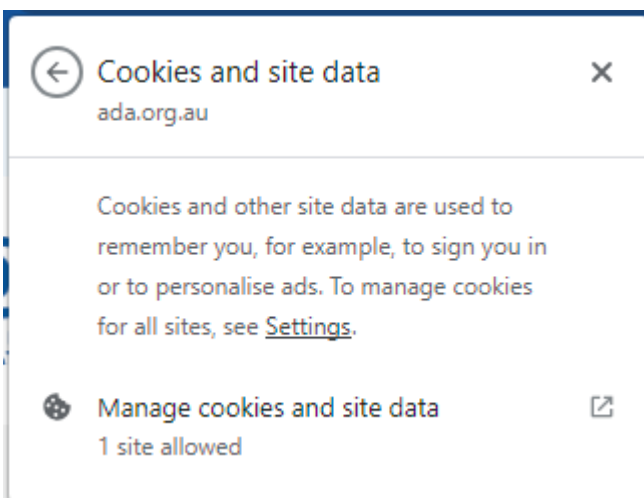
1. Click on the padlock in the address bar before the URL to the site.



2. Click on the Cookies and site data option.



3. Click on the Manage Cookies and Site Data option.



4. Click on the "Trash Bin" to delete the stored cookies for this site.
5. Do this for all sites on this page.

---

### Cookies and site data

From the site that you're viewing

Including sites from the same domain, for example, google.com and mail.google.com. Sites that you're viewing can save data on your device.

ada.org.au



Done

6. Try logging in again.
7. If it does not work, please try a different browser or in a incognito/private browser.